

**Broward County Public Schools (BCPS)**

**ACALETICS®**  
**Evidence of Effectiveness**  
**and**  
**Successful Florida Partnerships**



*Math Achievement, Made Easy!™*

**2003-2017**

**ACALETICS® Math Partnerships**

# Executive Summary

“As school systems nationwide sign multi-million dollar contracts with universities and educational companies to save their struggling schools, Educational Development Associates signs individual schools at a fraction of the cost and often produces immediate results using its innovative program ACALETICS®.”  
- The Miami Herald

- On July 19, 2010, ACALETICS® was recognized by the Florida Department of Education and the Council for Educational Change (CEC), established by the Florida Annenberg Challenge, as a Best Practice in Mathematics at the 8th Florida Leadership Academy held at the University of South Florida in Tampa.
- In 2017, ACALETICS® Cadre 8 Partner Schools **closed the achievement gap** with Broward Traditional Elementary Schools. (See Exhibit #1 – Page 1)
- Deerfield Park Elementary **reversed the achievement gap** with Deerfield Beach Elementary in 2017 (See Exhibit #2 – Page 2)
- In 2017, ACALETICS® Co-Pilot Partner Schools (using Science Quik-Piks<sup>SM</sup>) **closed the achievement gap** with Broward Traditional Elementary Schools. (See Exhibit #3 – Page 3)
- Sunland Park Academy increased its Black subgroup by +36 percentage points in its Percent of Students Scoring At/Above Proficiency in Math from 2015 to 2016! (See Exhibit #4 – Page 4)
- Palmview Elementary increased its Hispanic subgroup by +10 percentage points in its Percent of Students Scoring At/Above Proficiency in Math from 2015 to 2016! (See Exhibit #5 – Page 5)
- In terms of FSA – Math Grade Composite in 2017, *Bok Academy & Havana Middle outperformed 89% of Broward County’s traditional middle schools.* (See Exhibit #6 – Page 6)
- In 2015, ACALETICS® partner, FSU Pines Charter Elementary was awarded the National Blue Ribbon School Award. (See Exhibit #7 – Page 9)
- In 2009, ACALETICS® partner, Pines Charter Middle was awarded the National Blue Ribbon School Award. (See Exhibit #8 – Page 10)
- For the 2014 School Year, 75% of Broward County ACALETICS® partners increased 1 letter grade or maintained an “A”. (See Exhibit #9 – Page 11)
- ACALETICS® partners, Sunland Park Elementary and Bair Middle are recognized in a Broward County Public Schools memorandum on July 11, 2014. (See Exhibit #10 – Page 12)
- ACALETICS® partner, Mr. Griffin was honored as the 2010 Florida Principal of the Year. (See Exhibit #11 – Page 13)
- Dr. Fabian Cone, a current BCPS Director, moved Sanders Park Elementary from a “D” to an “A” in one year during Sanders Park Elementary’s ACALETICS® partnership. (See Exhibit #12 – Page 14)
- Sanders Park Elementary increased its Black subgroup by +20 percentage points in its Percent of Students Scoring At/Above Proficiency in Math from 2006 to 2007! (See Exhibit #13 – Page 15)
- Orange Brook Elementary increased its Black subgroup by +31 percentage points in its Percent of Students Scoring At/Above Proficiency in Math from 2003 to 2010! (See Exhibit #14 – Page 16)
- In 2006, three ACALETICS® partners in Broward County were among schools recognized for making progress by former Education Commissioner John L. Winn. (See Exhibit #15 – Page 17)
- Ms. Luwando Wright-Hines, a current BCPS Director, moved Arthur Ashe Middle from an “F” to a “C” in one year during our partnership. (See Exhibit #16 – Page 18)
- Current Commissioner of Education Pam Stewart previously partnered with ACALETICS® as a principal to take Reddick-Collier Elementary from an “F” to a “C” in one year. (See Exhibit #17 – Page 19)
- In 2013, Gadsden County is ranked #3 in the state with 71% of its third-graders performing at or above proficiency in math compared to the State average of 58%. (See Exhibit #18 – Page 20)
- In 2011, Westside Elementary (Volusia County) was projected to be an “F” school. Through its ACALETICS® partnership, Westside Elementary obtained a “B”. (See Exhibit #19 – Page 21)
- ACALETICS® Value Proposition and Return on Investment. (See Exhibit #20 – Page 22)





Math Achievement. Made Easy!™

## **INCREDIBLE RESULTS: Gap Closed!** Broward County Turnaround CADRE 8 ACALETICS® Partners (8 Schools) School Grade Improvements (2016 to 2017)

Math Components Percent = Average of Math Achievement, Math Learning Gains and Math Lowest 25% Learning Gains

### Highlights

- In 2017, ACALETICS® Cadre 8 Partner Schools **closed the achievement gap** with Broward Traditional Elementary Schools. (See Chart 1.)
- Eight out of eight (100%) ACALETICS® Cadre 8 Partner Schools achieved at least a “C” in 2017. A dramatic improvement compared to 2016 when eight out of the eight schools (100%) received a (“D” or “F”). (See Chart 2.)
- Four out of eight (50%) ACALETICS® Cadre 8 Partner Schools improved 2 letter grades (3 “D” to “B” and 1 “F” to “C”). (See Chart 2.)
- Three out of five (60%) Broward Traditional Elementary Schools going from a “D” to a “B” were ACALETICS® Cadre 8 Partner Schools. (See Chart 2.)

**Chart 1**

School Group	2016 Average Math Components Percent	2017 Average Math Components Percent	Average-Math Components Percentage Point Change (2017 versus 2016)
<b>Broward Cadre 8 ACALETICS® Partners (8 Schools)</b>	39 (D)	59 (B)	+20
Broward Traditional Elementary Schools (Non-ACALETICS® Partners)	55 (B)	59 (B)	+04
Difference (ACALETICS® versus Non-ACALETICS®)	-16	00 (Gap Closed!)	+16

**Chart 2**

**Note: ACALETICS® Partners highlighted in green.**

School Name	(2016) Math Achievement (A)	(2016) Math Learning Gains (B)	(2016) Math Lowest 25% Learning Gains (C)	(2016) Math Components Percent (D)	(2017) Math Achievement (E)	(2017) Math Learning Gains (F)	(2017) Math Lowest 25% Learning Gains (G)	(2017) Math Components Percent (H)	Math Components Percentage Point Change (2016 to 2017) (H-D)	2016 School Grade	2017 School Grade
DEERFIELD PARK ELEMENTARY	42	52	48	47	67	75	67	70	+23	D	B
WATKINS ELEMENTARY SCHOOL	36	34	28	33	53	79	71	68	+35	D	B
PINWOOD ELEMENTARY SCHOOL	44	39	32	38	65	73	63	67	+29	D	B
BETHUNE MARY M ELEMENTARY	37	34	17	29	45	66	56	56	+27	F	C
TEDDER ELEMENTARY SCHOOL	33	44	42	40	44	58	70	57	+17	D	C
CHARLES DREW ELEMENTARY	35	43	26	35	39	59	58	52	+17	D	C
COLBERT ELEMENTARY SCHOOL	48	46	33	42	54	55	48	52	+10	D	C
LAKE FOREST ELEMENTARY SCHOOL	41	52	50	48	52	54	33	46	-02	D	C

Data Source: FLDOE



## A Tale of 1 City: 2 Schools

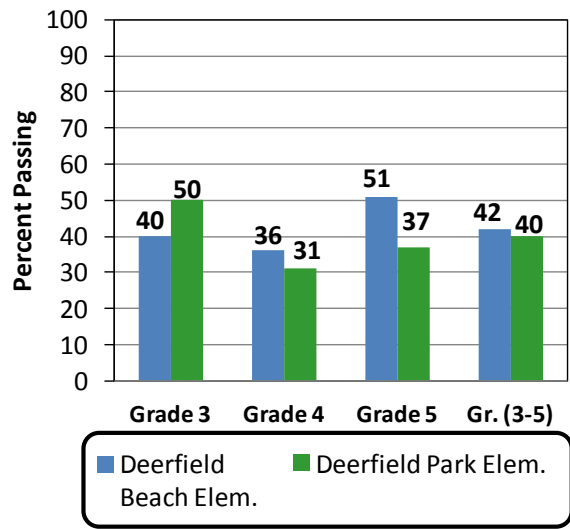


### HIGHLIGHTS

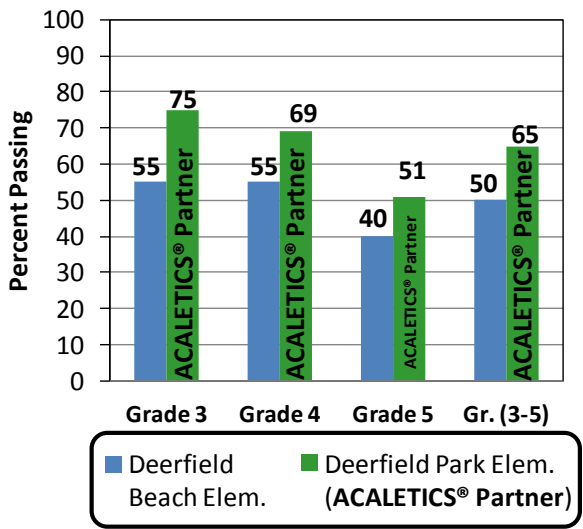
- In 2017, **Deerfield Park Elementary** significantly outperformed **Deerfield Beach Elementary** in grades 3 through 5 for its percent passing the FSA Math by **+15** percentage points.
- In 2016, **Deerfield Park Elementary** outperformed **Deerfield Beach Elementary** for its percent passing the **Grade 3 FSA Math** by **+10** percentage points, by 2017 the *gap doubled* to **+20** percentage points.
- In 2016, **Deerfield Park Elementary** underperformed **Deerfield Beach Elementary** for its percent passing the **Grade 4 FSA Math** by **-05** percentage points, by 2017 the *gap reversed* to **+14** percentage points in favor of **Deerfield Park Elementary**.
- In 2016, **Deerfield Park Elementary** underperformed **Deerfield Beach Elementary** for its percent passing the **Grade 5 FSA Math** by **-14** percentage points, by 2017 the *gap reversed* to **+11** percentage points in favor of **Deerfield Park Elementary**.

In 2017, ACALETICS® Partnered with **Deerfield Park Elementary**

2016 FSA Math Percent Passing



2017 FSA Math Percent Passing





**Top 4 - Broward County ALL Traditional Elementary Schools  
Science Component Percentage Point Change  
(2016 to 2017)**

**Highlights**

- **ACALETICS® Partners Average-Science % Passing Percentage Point Change** was more than **fifteen times (+15 versus +01)** the Average-Science % Passing Percentage Point Change of **Broward Traditional Elementary Schools (Non-ACALETICS® Partners)**. (See Chart 1.)
- **Bethune Elementary ranked #1** in Broward and **#3** in the state (out of 1,740 Traditional Elementary Schools) for its **Science % Passing Percentage Point Change** increase of **+35**. (See Chart 2.)
- **Two of the TOP 2 – Broward County Traditional Elementary Schools were ACALETICS® Partners**. (See Chart 2.)

**Chart 1**

School Group	2016 Average Science % Passing	2017 Average Science % Passing	Average-Science % Passing Percentage Point Change (2017 versus 2016)
<b>Broward Co-Pilot (Science Quik-Piks<sup>SM</sup>) ACALETICS® Partners (5 Schools)</b>	21	36	<b>+15</b>
Broward Traditional Elementary Schools (Non-ACALETICS® Partners)	44	45	<b>+01</b>
Difference (ACALETICS® versus Non-ACALETICS®)	-23	-09	<b>+14</b>

**Chart 2**

**Note: ACALETICS® Partners highlighted in purple.**

Broward Rank	School Name	2016 Science % Passing (A)	2017 Science % Passing (B)	Science % Passing Percentage Point Change (2017 vs. 2016) (B-A)
<b>1</b>	<b>BETHUNE ELEMENTARY</b>	<b>07</b>	<b>42</b>	<b>+35</b>
<b>2</b>	<b>PINEWOOD ELEMENTARY</b>	<b>26</b>	<b>48</b>	<b>+22</b>
<b>2</b>	<b>COLLINS ELEMENTARY</b>	<b>28</b>	<b>50</b>	<b>+22</b>
<b>4</b>	<b>CORAL COVE ELEMENTARY</b>	<b>41</b>	<b>62</b>	<b>+21</b>

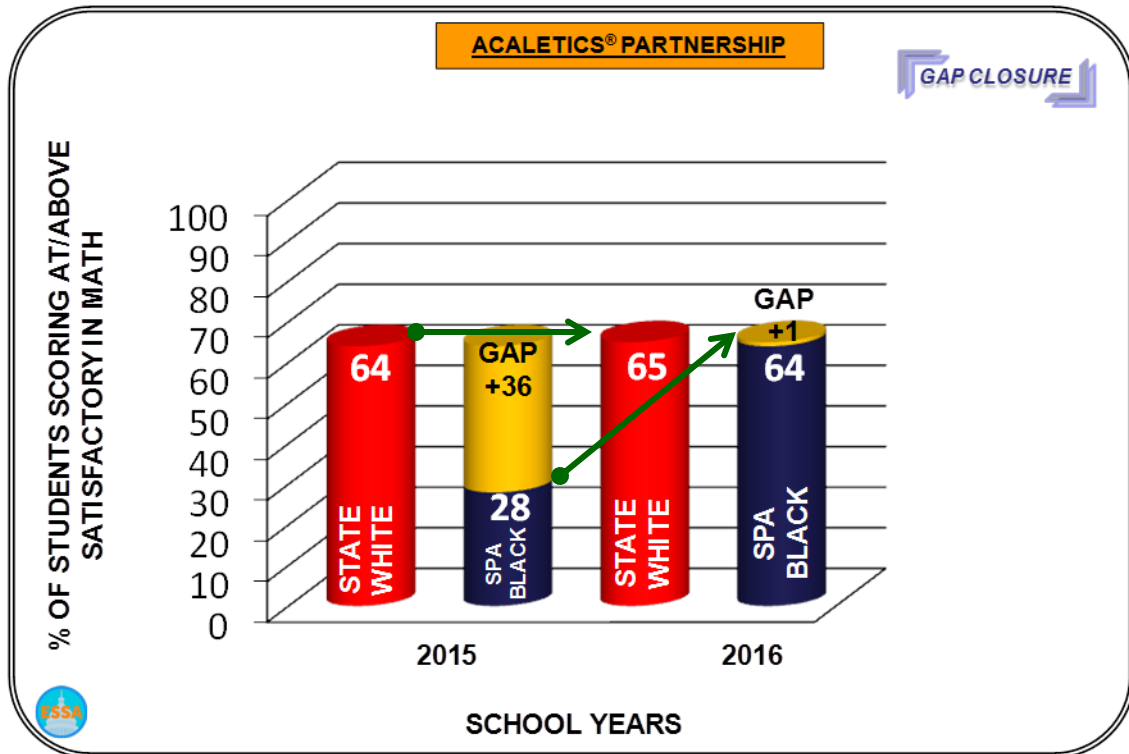
Data Source: FLDOE

# ACALETICS®

## Subgroup Gap Analysis - Math

**SUNLAND PARK ACADEMY (SPA) – Broward County**  
**2015 to 2016 Annual Measurable Objectives (AMO)**

**State Average (White) vs. Sunland Park (Black)**



Data Source: FLORIDA DEPARTMENT OF EDUCATION

### Sunland Park Academy (SPA):

- SPA has increased its Black subgroup Percent Scoring At/Above Satisfactory by **+36** percentage points from 2015 to 2016!
- In 2015, SPA's Black subgroup was below (-36 percentage points) the State White Subgroup in Percent of Students Scoring At/Above Satisfactory in Math. As a result of our partnership, SPA **reduced the achievement gap** by **+36** percentage points in 2016!

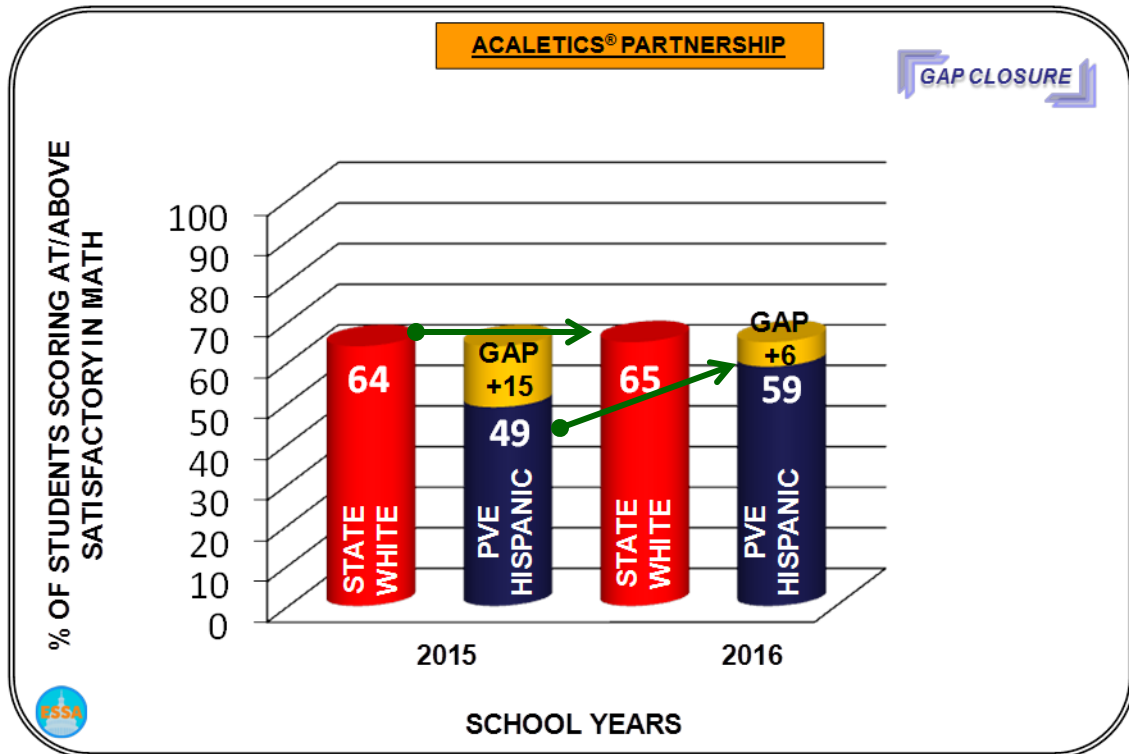
# ACALETICS®

## Subgroup Gap Analysis - Math

**PALMVIEW** ELEMENTARY (PVE) – Broward County  
 2015 to 2016 Annual Measurable Objectives (AMO)

**State Average (White) vs.**

**Palmview (Hispanic)**



Data Source: FLORIDA DEPARTMENT OF EDUCATION

### Palmview Elementary School (PVE):

- PVE has increased its Hispanic subgroup Percent Scoring At/Above Satisfactory by **+10** percentage points from 2015 to 2016!
- In 2015, PVE's Hispanic subgroup was below (-15 percentage points) the State White Subgroup in Percent of Students Scoring At/Above Satisfactory in Math. As a result of our partnership, PVE **reduced the achievement gap by +9** percentage points in 2016!

Chart 1-1



## 2017 FSA – Math Grade Composite Ranking (Broward County Middle Schools)

In 2017, *Bok Academy & Havana Middle's Math Grade Composite (Grade 6 % Passing Math + Grade 7 % Passing Math + Grade 8 % Passing Math)* outperformed 89% (32 out of 36) of Broward County's traditional middle schools. (See chart below.)

(Bok Academy, a Title 1 School, of Polk County partnered with ACALETICS®.)

(Havana Middle, a Title 1 School, of Gadsden County partnered with ACALETICS®.)

Math Grade Composite = Grade 6 % Passing Math + Grade 7 % Passing Math + Grade 8 % Passing Math

2017 District Rank	School Name	2017 % Passing Math Grade 6	2017 % Passing Math Grade 7	2017 % Passing Math Grade 8	2017 Math Grade Composite (Grade 6 + Grade 7 + Grade 8)
1	FALCON COVE MIDDLE SCHOOL	87	87	86	260
2	PIONEER MIDDLE SCHOOL	76	79	81	236
3	WESTGLADES MIDDLE SCHOOL	80	83	68	231
4	SILVER TRAIL MIDDLE SCHOOL	75	77	78	230
NA	*BOK ACADEMY	78	72	78	228
NA	*HAVANA MIDDLE SCHOOL	75	84	67	226
5	INDIAN RIDGE MIDDLE SCHOOL	73	75	66	214
6	TEQUESTA TRACE MIDDLE SCHOOL	79	76	57	212
7	*SAWGRASS SPRINGS MIDDLE SCHOOL	57	62	77	196
8	*LYONS CREEK MIDDLE SCHOOL	62	61	64	187
9	WALTER C. YOUNG MIDDLE SCHOOL	56	64	58	178
10	*NOVA MIDDLE SCHOOL	63	68	40	171
11	GLADES MIDDLE SCHOOL	56	56	52	164
11	*RAMBLEWOOD MIDDLE SCHOOL	55	60	49	164

\*Title 1 schools are indicated with an “\*”.





**2017  
FSA – Math Grade Composite Ranking  
(Broward County Middle Schools)**

In 2017, *Bok Academy & Havana Middle's Math Grade Composite (Grade 6 % Passing Math + Grade 7 % Passing Math + Grade 8 % Passing Math)* outperformed 89% (32 out of 36) of Broward County's traditional middle schools. (See chart below.)

**(Bok Academy, a Title 1 School, of Polk County partnered with ACALETICS®.)**

**(Havana Middle, a Title 1 School, of Gadsden County partnered with ACALETICS®.)**

**Math Grade Composite = Grade 6 % Passing Math + Grade 7 % Passing Math + Grade 8 % Passing Math**

2017 District Rank	School Name	2017 % Passing Math Grade 6	2017 % Passing Math Grade 7	2017 % Passing Math Grade 8	2017 Math Grade Composite (Grade 6 + Grade 7 + Grade 8)
NA	*BOK ACADEMY	78	72	78	228
NA	*HAVANA MIDDLE SCHOOL	75	84	67	226
13	*FOREST GLEN MIDDLE SCHOOL	56	52	55	163
14	*SEMINOLE MIDDLE SCHOOL	54	67	41	162
15	CORAL SPRINGS MIDDLE SCHOOL	59	51	43	153
15	*MILLENNIUM MIDDLE SCHOOL	56	48	49	153
17	*SUNRISE MIDDLE SCHOOL	55	55	41	151
18	*BAIR MIDDLE SCHOOL	42	44	53	139
19	*WESTPINE MIDDLE SCHOOL	48	44	27	119
20	*APOLLO MIDDLE SCHOOL	44	39	34	117
21	*NEW RIVER MIDDLE SCHOOL	39	46	30	115
22	*POMPANO BEACH MIDDLE SCHOOL	38	34	41	113
22	*DRIFTWOOD MIDDLE SCHOOL	44	44	25	113
24	*OLSEN MIDDLE SCHOOL	42	34	34	110
25	*PLANTATION MIDDLE SCHOOL	32	32	45	109

\*Title 1 schools are indicated with an “\*”.



**2017  
FSA – Math Grade Composite Ranking  
(Broward County Middle Schools)**

In 2017, *Bok Academy & Havana Middle's Math Grade Composite (Grade 6 % Passing Math + Grade 7 % Passing Math + Grade 8 % Passing Math)* outperformed 89% (32 out of 36) of Broward County's traditional middle schools. (See chart below.)

**(Bok Academy, a Title 1 School, of Polk County partnered with ACALETICS®.)**

**(Havana Middle, a Title 1 School, of Gadsden County partnered with ACALETICS®.)**

**Math Grade Composite = Grade 6 % Passing Math + Grade 7 % Passing Math + Grade 8 % Passing Math**

2017 District Rank	School Name	2017 % Passing Math Grade 6	2017 % Passing Math Grade 7	2017 % Passing Math Grade 8	2017 Math Grade Composite (Grade 6 + Grade 7 + Grade 8)
NA	*BOK ACADEMY	78	72	78	228
NA	*HAVANA MIDDLE SCHOOL	75	84	67	226
26	*SILVER LAKES MIDDLE SCHOOL	40	38	30	108
26	*NEW RENAISSANCE MIDDLE SCHOOL	43	28	37	108
28	*MARGATE MIDDLE SCHOOL	34	47	24	105
28	*PINES MIDDLE SCHOOL	33	39	33	105
30	*ATTUCKS MIDDLE SCHOOL	47	31	26	104
31	*WILLIAM DANDY MIDDLE SCHOOL	35	24	36	95
32	*MCNICOL MIDDLE SCHOOL	40	30	22	92
33	*DEERFIELD BEACH MIDDLE SCHOOL	39	31	21	91
34	*JAMES S. RICKARDS MIDDLE SCHOOL	29	33	19	81
35	*CRYSTAL LAKE MIDDLE SCHOOL	36	28	13	77
36	*LAUDERDALE LAKES MIDDLE SCHOOL	31	17	28	76

\*Title 1 schools are indicated with an “\*”.\*



**Pembroke Pines-  
Florida State University Charter  
Elementary School**



**U.S. Department of Education  
2015 National Blue Ribbon Schools Program**

[X] Public or [ ] Non-public

For Public Schools only: (Check all that apply) [ ] Title I [X] Charter [ ] Magnet [ ] Choice

Name of Principal: Dr. Lisa Libidinsky

(Specify: Ms., Miss, Mrs., Dr., Mr., etc.) (As it should appear in the official records)

Official School Name: Pembroke Pines-Florida State University Charter Elementary

(As it should appear in the official records)

**PART IV – CURRICULUM AND INSTRUCTION**

**1. Core Curriculum:**

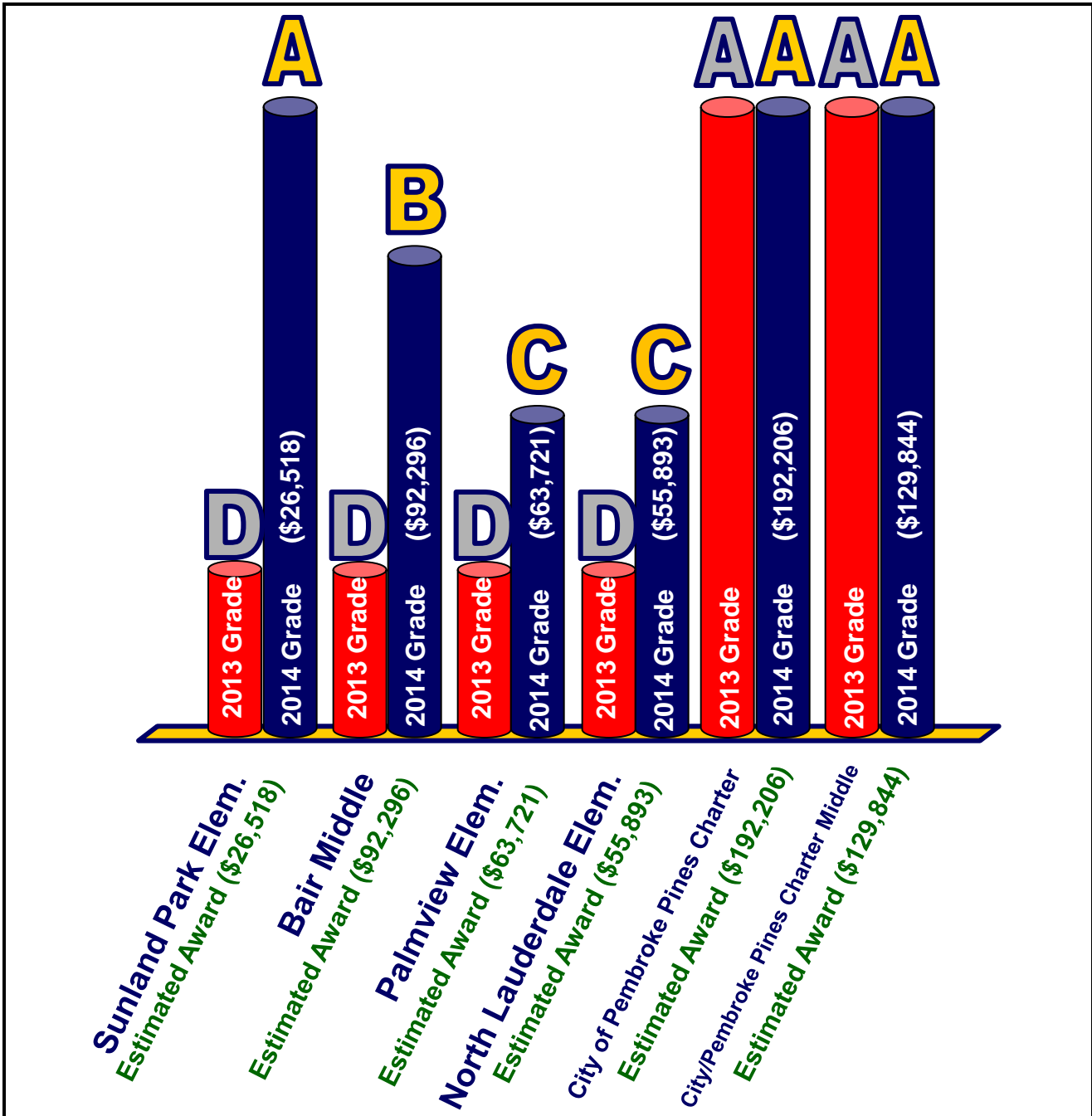
...resources contributing to the foundational math skills of all learners include **Acaletics**, Think Central, and SuccessMaker. The math and intervention programs involve increasingly higher intensity instruction based on the differentiated needs of students. Based on progress monitoring and data analysis of assessments, students are regularly evaluated to ensure effective response to classroom instruction and/or intervention.

**2. Assessment for Instruction and Learning and Sharing Assessment Results:**

The curriculum specialist facilitates professional development and quarterly data chats using Florida Assessments for Instruction in Reading (FAIR,) **Acaletics** and Performance Matters data. In addition, administration also reviews several data reports and shares feedback with the teachers. Furthermore, the results of standardized tests scores are reviewed and analyzed each year.



## 2014 BCPS-ACALETICS® Partnerships Florida School Recognition Program



For the 2014 School Year, 75% of schools that partnered with ACALETICS® increased at least 1 letter grade or maintained an “A”. Whereas, only 40% of Broward County Elementary schools increased at least 1 letter grade or maintained an “A” from 2013.



# Broward County Public Schools

**THE SCHOOL BOARD OF BROWARD COUNTY, FLORIDA  
OFFICE OF THE SUPERINTENDENT**

**ROBERT W. RUNCIE  
SUPERINTENDENT OF SCHOOLS**

**Highlighted Schools Partnered with ACALETICS®**

*Signatures on file*

July 11, 2014

TO: School Board Members

FROM: Maurice L. Woods

Chief Strategy & Operations Officer

VIA: Robert W. Runcie  
Superintendent of Schools

**SUBJECT: PRELIMINARY SUMMARY OF 2013-14 ELEMENTARY AND MIDDLE SCHOOL GRADES.**

The Florida Department of Education (FDOE) released the 2013-14 School Grades for elementary and middle schools today. This memorandum summarizes the School Grades results at the district, state, and school levels.

- **Overall the District earned a grade of “B,” an increase from a “C” in 2012-13.**
- **51% of Broward’s elementary and middle schools earned a grade of “A” or “B” in 2013-14 compared to 53% in the 2012-13 school year.**
- **152 (67%) schools increased or maintained their school letter grade in 2013-14 compared to 90 (39%) schools in the 2012-13 school year.**
- **Nine schools improved by more than one school letter grade from 2012-13 to 2013-14, including Sunland Park Elementary (D to A), Plantation Park Elementary (C to A), Bair Middle School (D to B), Gulfstream Middle School (C to A).**

Table 1

*Preliminary School Grade Distributions (Percent) for the Five Largest School Districts in Florida, 2012-13 and 2013-14\**

	A (%)		B (%)		C (%)		D (%)		F (%)	
	2013	2014	2013	2014	2013	2014	2013	2014	2013	2014
<b>Broward</b>	<b>28</b>	<b>34</b>	<b>25</b>	<b>17</b>	<b>27</b>	<b>30</b>	<b>15</b>	<b>9</b>	<b>6</b>	<b>10</b>
Hillsborough	28	46	24	11	26	29	19	11	2	3
Miami-Dade	33	43	19	15	29	25	13	11	4	6
Orange	32	44	28	17	27	24	11	10	2	5
Palm Beach	40	44	25	17	23	25	9	9	3	5
<b>State</b>	<b>29</b>	<b>36</b>	<b>26</b>	<b>16</b>	<b>28</b>	<b>28</b>	<b>13</b>	<b>13</b>	<b>4</b>	<b>7</b>

\*Three traditional schools (2 elementary and 1 middle/combination) and five charter middle/combination schools were assigned “I” grades in the FDOE’s preliminary release of school grades. An “I” grade indicates that the FDOE is not able to accurately evaluate the accountability rating based on the available data.

Does not include high school grades, which are anticipated in December 2014.

# SunSentinel

## Broward principal nominated for state's top honor

December 15, 2010 | Michael d'Oliveira mdoliveira@tribune.com

James Griffin, principal at Lauderdale Lakes Middle School , is the only South Florida finalist for Florida's Principal of the Year Award.

"I was very shocked. It was unbelievable," Griffin said when he discovered he was nominated.

Griffin, who was nominated for his time as principal at Rock Island Elementary School in Fort Lauderdale, transferred to Lauderdale Lakes in Fort Lauderdale this school year.

Before transferring to Lauderdale Lakes, he was principal at Rock Island for three years and assistant principal at North Andrews Gardens Elementary School in Fort Lauderdale for four years. Griffin began his career in education in 1993 as a fourth-grade teacher. The winner of the state award will be announced in January and will receive a monetary prize to go with their award. Griffin is up against five other nominees.

Florida chooses its nominees based on skills that include instructional leadership , managing the learning environment, accountability, assessment, community and stakeholder partnerships, decision-making strategies, technology, diversity and ethical leadership. Previously, Griffin was nominated as a Broward Schools Assistant Principal of the Year.

## Lauderdale Lakes Middle's James Griffin named Florida Principal of the Year

January 21, 2011 | By Carli Teproff, The Miami Herald

James Griffin has come a long way since his days as a rebellious teenager who often ended up in the principal's office.

On Friday, Griffin was named this year's Florida Principal of the Year.

"It's surreal," said Griffin, shortly after he received the award from the state's Department of Education . "I'm so overwhelmed."

Griffin is currently the principal at Lauderdale Lakes Middle, but has also been at the helm of Rock Island Elementary.

Having a state principal of the year is "just an example of the great leadership Broward has," said Superintendent Jim Notter.

"This is a really big deal for Broward," he said. "We have the top administrator in the state working for us."

# SunSentinel

## Broward FCAT scores on the slip and slide

*80 schools drop one letter grade 5 percent go up*

June 30, 2007 | By Jean-Paul Renaud and Akilah Johnson Staff Writers and Staff Writer Jennifer Gollan contributed to this report.

Fewer A's. Less money. More failing schools.

The Broward School District faces difficult times as it contemplates this year's FCAT grades: 23 D and F [schools](#), and 80 more dropping at least one letter grade, according to statistics released Friday by the Florida Department of Education. It is a drastic drop from last year, when there were just seven D schools and no F's.

"In my 33 years, this will be the toughest year to bounce back from," said Interim Superintendent Jim Notter. "There's only so long you can do more with less."

Meanwhile, more is at stake: poor grades mean less state bonus money for schools and teachers.

Districts throughout the state fared just as poorly. Out of more than 2,800 public schools in Florida, the number of F's quadrupled, from 21 to 82-an expected result from tougher standards on the Florida Comprehensive Achievement Test.

"This was of course the result of the state's efforts to raise the bar," said Florida Commissioner of Education Jeanine Blomberg. "This is not new news for anyone. I think what's really important is that each time we raise the standards, we have the same situation."

The test is given to third through 11th-graders and measures student achievement in reading, math and writing. About half of the letter grade also depends on how well [students](#) do from one year to the next. This year, science results of 5th-, 8th- and 11th-grade students counted for the first time, as well as math scores from the lowest achieving students.

There were some exceptions, however, to Friday's bad news. The highest grade leap was Sanders Park Elementary in Pompano Beach, which went from a D to an A.

"I just have to tell you, going from a D to an A is the best feeling you can possibly have," said first-year principal Fabian Cone. "I'm doing the happy dance."

Cone founded chess, math and science clubs, as well as held a spelling bee competition. FCAT camps were held before school, after school and on Saturdays.

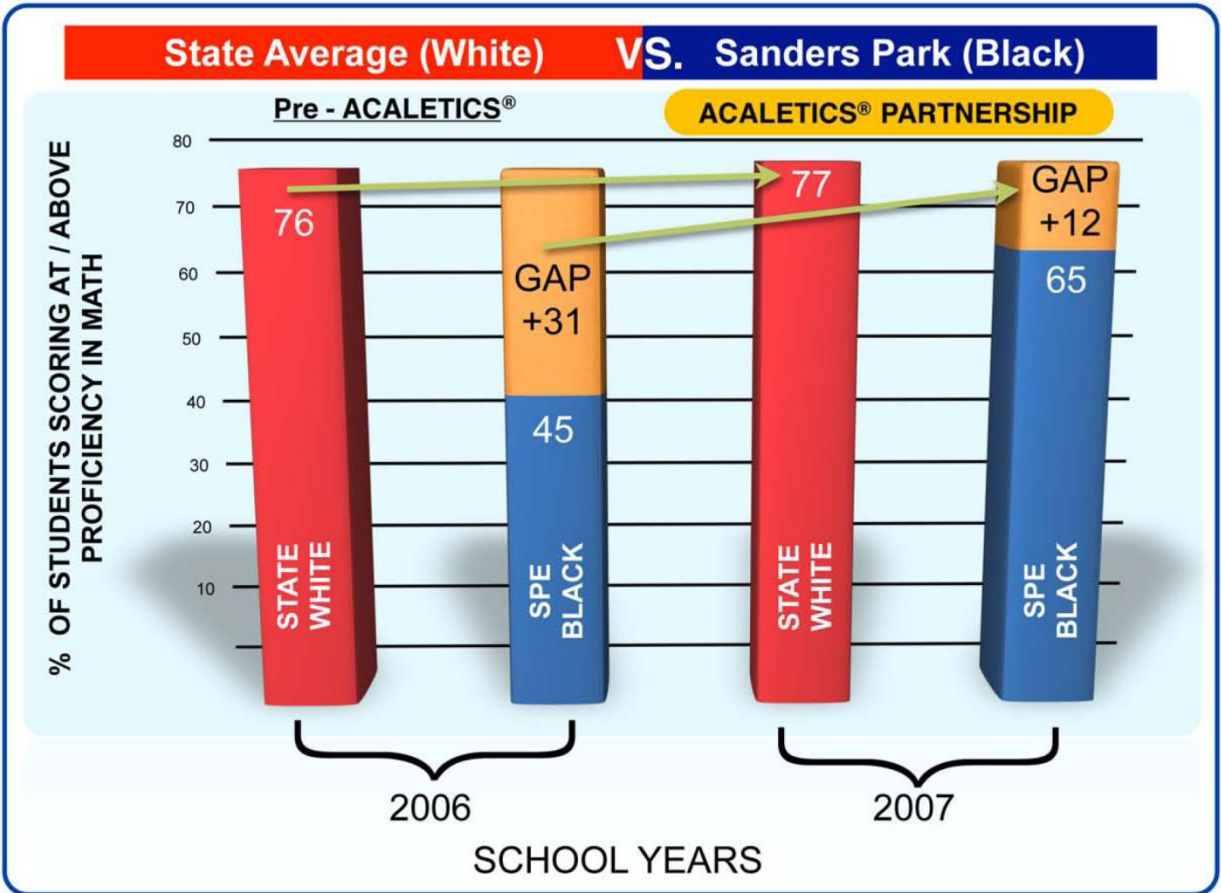
"It's not a magical program we put in place," he said. "The teachers believed in the program. I knew were going to be an A because we worked hard and we worked smart."



# ACALETICS® Subgroup Gap Analysis - Math



**SANDERS PARK ELEMENTARY SCHOOL (SPE)**  
**2006 – 2007 Adequate Yearly Progress (AYP)**



**Sanders Park Elementary School (SPE):**

Data Source: *Florida Department of* EDUCATION

- SPE increased its Black subgroup by **+20** percentage points in its Percent of Students Scoring At/ Above Proficiency in Math from 2006 to 2007!
- In 2006, SPE's Black subgroup was significantly below (-31 percentage points) the State White Subgroup in Percent of Students Scoring At/Above Proficiency in Math. During the one-year **ACALETICS®** partnership, SPE closed the achievement gap by **+19** percentage points in 2007!

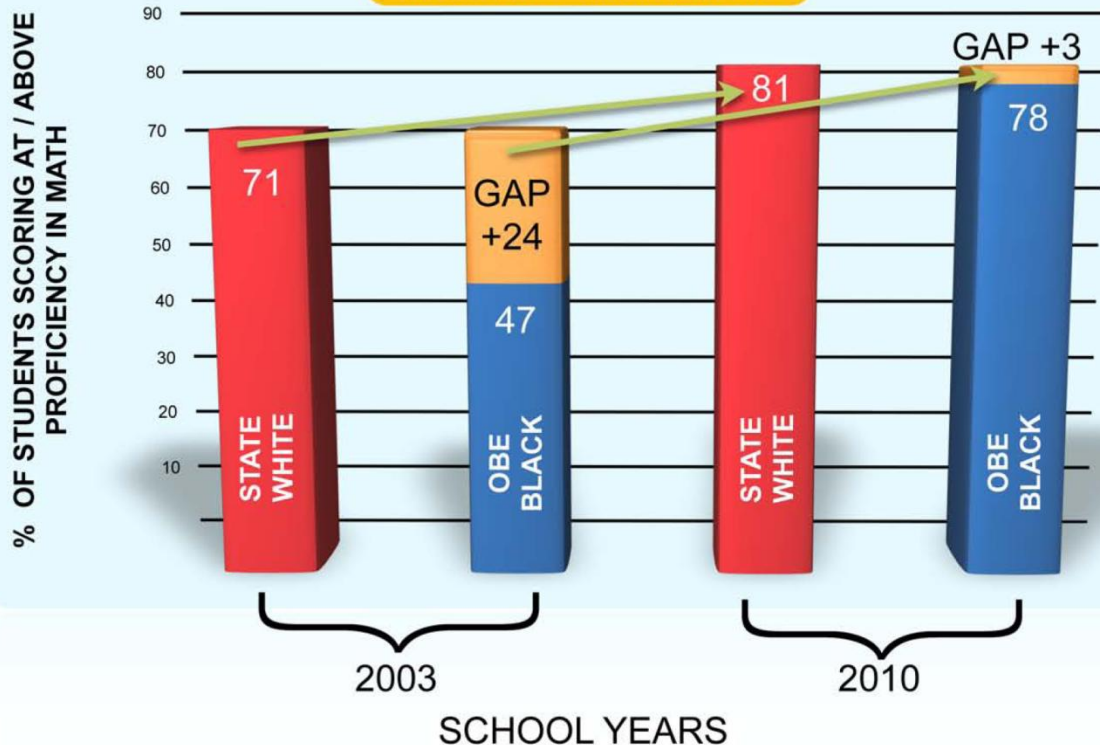
# ACALETICS® Subgroup Gap Analysis - Math



## ORANGE BROOK ELEMENTARY SCHOOL (OBE) 2003 – 2010 Adequate Yearly Progress (AYP)

**State Average (White) VS. Orange Brook (Black)**

ACALETICS® PARTNERSHIP



### Orange Brook Elementary School (OBE):

Data Source: *Florida Department of* **EDUCATION**

- OBE has increased its Black subgroup by **+31** percentage points in its Percent of Students Scoring At/Above Proficiency in Math from 2003 to 2010!
- In 2003, OBE's Black subgroup was below (-24 percentage points) the State White Subgroup in Percent of Students Scoring At/Above Proficiency in Math. As a result of our seven-year partnership, OBE has closed the achievement gap by **+21** percentage points in 2010!



# YOUR Florida Department of Education



Wednesday, September 13, 2006

[Text Only Page](#)
[Site Index](#)

 Enter Keywords


## Press Room

Skip Navigation

- [FLDOE Home](#)
- [DOE Site Index](#)
- [Contact DOE](#)
- [Students](#)
- [Parents](#)
- [Educators](#)
- [K12 Schools](#)
- [Community Colleges](#)
- [Colleges & Universities](#)
- [Accountability, Research & Measurement](#)
- [News in Florida](#)
- [State Board of Education](#)
- [Florida Board of Governors](#)
- [Commissioner](#)
- [Departments & Offices](#)

### PRESS RELEASE

August 23, 2006

Kristy Campbell  
 (850) 488-5394  
 Cathy Schroeder  
 (850) 245-0413  
[DOEPressOffice@fldoe.org](mailto:DOEPressOffice@fldoe.org)

#### Commissioner Winn Announces **Top Schools for Making Progress Schools recognized for improvement during 2005-2006**

TALLAHASSEE – Education Commissioner John L. Winn today announced **the top schools in Florida for making progress in student achievement**. Schools recognized for progress were honored for the highest increase in total points for school grades when compared to last year.

"Honoring schools with the greatest gains in student achievement highlights the extraordinary progress made with many of Florida's most struggling students," said Commissioner Winn.

The top 100 elementary schools, 75 middle schools, 50 high schools, and 50 combination schools were recognized for making the most year-to-year progress in school grade points. This recognition is for schools that had the highest increase in the total points a school received on the school grading criteria for the 2005-2006 academic year compared to the previous year. Broward County and Polk County each have two elementary schools in the top 10. Broward County and Miami-Dade each have three middle schools in the top 10. Broward County has four high schools in the top 10. Orange County has two combination schools in the top 10.

Of the top 10 schools statewide (elementary, middle, high and combination schools), Broward County has three schools on the list. In addition, more than half on the list (six schools) are charter schools.

ACALETICS Schools are Highlighted!

### Top 100 Elementary Schools for Making Progress

Rank	School	District	Points Earned 2006	Points Earned 2005	Difference 2005 to 2006
4	Larkdale Elementary School	Broward	371	251	120
44	Watkins Elementary School	Broward	432	360	72

### Top 75 Middle Schools for Making Progress

Rank	School	District	Points Earned 2006	Points Earned 2005	Difference 2005 to 2006
9	Arthur Robert Ashe, Junior Middle School	Broward	365	270	95


**MEDIA ADVISORY**

October 16, 2006

Cathy Schroeder  
 (850) 245-0413  
[DOEPressOffice@fldoe.org](mailto:DOEPressOffice@fldoe.org)

**Florida State Board of Education to Honor High-Performing Principals**

TAMPA — The Florida State Board of Education tomorrow will honor middle school principals who improved their school's grade by two or more letter grades this past school year. Since 1999, when the A+ Plan for Education was implemented, schools have improved from only 515 schools earning an "A" or "B" to 2,077 schools in 2006 — four times the number of high-performing schools seven years ago and 234 more than last year (up from 1,843). Three of every four Florida schools were considered high performing in 2006.

"The leadership and dedicated efforts of these principals are worthy of our recognition and praise," said Education Commissioner John L. Winn. "The key component in education reform is leadership, and these principals clearly exemplify that trait."

Principals to be recognized by the State Board of Education:

District	Principal	School	Grade 2005	Grade 2006
Broward	Kim Flynn	Olsen Middle School	C	A
Broward	David Olafson	Plantation Middle School	C	A
Broward	David Hall	Parkway Middle School	C	A
Broward	James Neer	Crystal Lake Community Middle	C	A
Broward	Luwando Wright-Hines	Arthur Robert Ashe, Junior Middle School	F	C
Broward	Dr. Chandra Glenn-Phillips	Smart School Charter Middle	D	A
Broward	Jim Di Sebastian	Downtown Academy of Technology and Arts	F	A

# SUNSHINE STATE NEWS

## Pam Stewart: Florida Principals 'Best in Nation'

BY: ALLISON NIELSEN | Posted: October 29, 2013 9:40 AM

Commissioner of Education Pam Stewart took to the Florida Department of Education's blog on Tuesday to talk about the importance of principals in schools. Stewart boasted about principals at schools in Florida, calling them the best in the nation.

"Florida has the best principals in the nation, displaying the kind of leadership their schools and communities consistently need," wrote Stewart. "It's no secret that the past few years have been challenging as our state has raised its standards and expected more from its students. However, I know from my own experience as an elementary and high school principal that a productive, positive culture starts at the top."

Stewart herself was, at one time, a principal of Reddick-Collier Elementary in Marion County. The school, which was an "F" school when the first-year grades were released, jumped two letter grades in a year as a result of what Stewart refers to as "pushing through" and establishing school-wide expectations to attain student success.

Principals, according to Stewart, are key to excellence in education.

"Principals set the tone for the school," she said. "In addition to leading their staff, it is crucial that they establish a school culture where academics come first and where involvement and accessibility are key. As many of you know, students and teachers perform best when they feel supported by their principal." Stewart had high words of praise for principals in the Sunshine State.

"Their support of classroom instruction continues to move our state forward and better prepares students for successful paths to college and careers," said Stewart. "I truly appreciate all they do each day to empower their staff, inform parents and inspire students to work toward a brighter tomorrow."

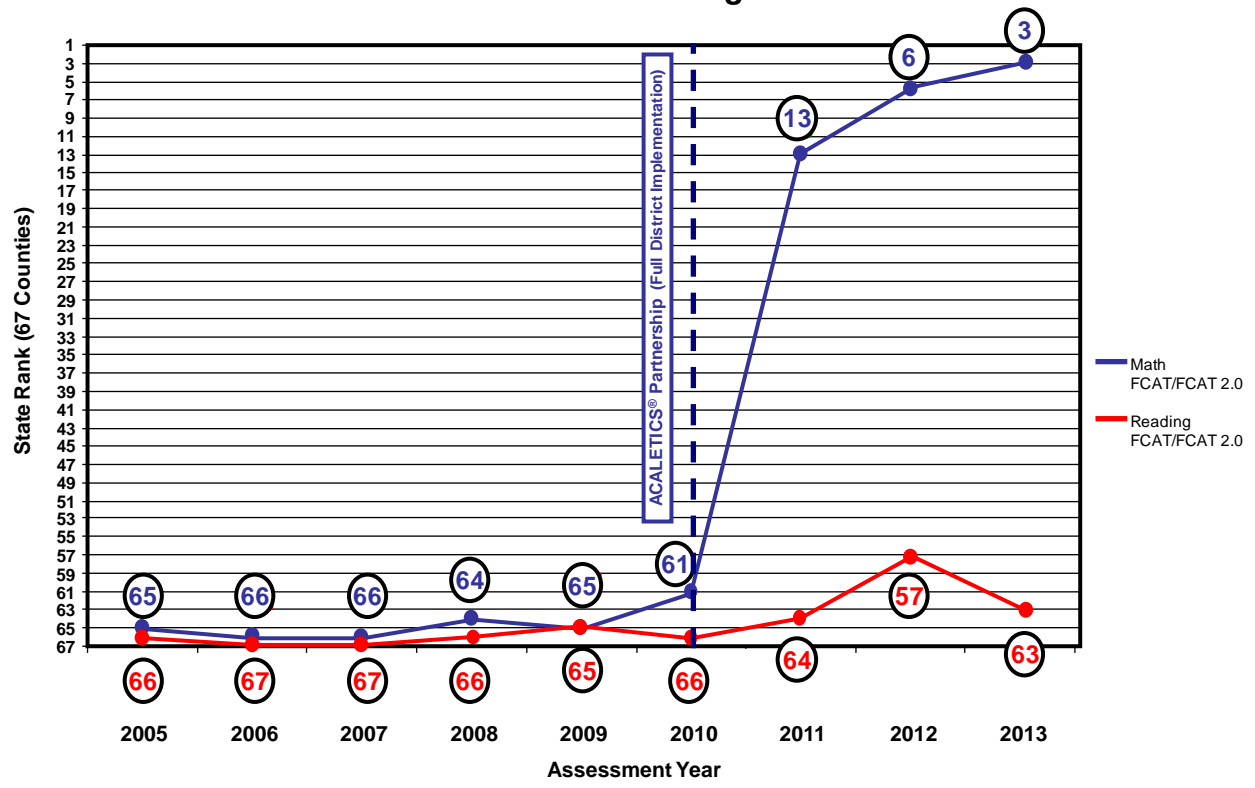
# AMAZING RESULTS!

***Breakthrough: Gadsden Conquers FCAT 2.0 Math Despite Reading***

Despite more **rigorous** Math standards and challenges in Reading (ranked 4<sup>th</sup> lowest in the state for 2013), through its partnership with ACALETICS®, Gadsden County's third-graders – for the **third** year in a row – achieved **breakthrough** results on the **2013 FCAT 2.0 Math**. Prior to 2011, Gadsden has historically performed among the lowest 7 counties in Florida in Math; however, on the **2013 FCAT 2.0 Math**, Gadsden County ranked **#3** in the state with **71%** of its third-graders performing at or above proficiency compared to the State average of 58%.



**Gadsden County – Math vs. Reading FCAT/FCAT 2.0  
Grade 3 State Ranking Trend**



© Educational Development Associates, Inc.

Data Source: Florida Department of Education

**About ACALETICS®**

In 2010, ACALETICS® was recognized by the Florida Department of Education and the Council for Educational Change (CEC) as a Best Practice in Mathematics. ACALETICS® provides research-based, results-driven educational products, data-driven consultation, professional development and supplemental instructional services that dramatically boost the performance and achievement of students in schools.

For additional information, please contact us at **(866) 877-1222** or visit [www.acletics.com](http://www.acletics.com).



# The Daytona Beach News-Journal

## Westside shows its Best side

**By Linda Trimble**

*Published: Thursday, September 6, 2012 at 8:35 p.m.*

*Last Modified: Thursday, September 6, 2012 at 8:35 p.m.*

They raised the roof at Westside Elementary School on Thursday with music, **dancing and cheers for the B grade** the school earned from the state over the summer. **State officials had predicted** the Daytona Beach school -- where most students are minorities and from low-income families -- would get only **an F** because of the increased difficulty of last spring's Florida Comprehensive Assessment Test. **Improved math scores carried Westside to the higher grade, said Principal Judi Winch,** and helped it capture the **third-highest ranking in Florida among more than 1,800 elementary** schools for the percentage of students who showed at least a year's worth of improvement in math. Parents, teachers and students celebrated Thursday night with a cookout and outdoor games. Winch and Assistant Principal Tucker Harris even led a dance from the school roof.

## VALUE PROPOSITION:

The ACALETICS® **Value Proposition**, which sets us apart from other educational firms, is that we provide our clients an **extremely high Return On Investment (ROI)**, typically within **one school-year**, as indicated in the following excerpt from the Miami Herald.

*“As school systems nationwide sign multi-million dollar contracts with universities and educational companies to save their struggling schools, Educational Development Associates signs individual schools at a fraction of the cost and often produces immediate results using its innovative program ACALETICS®.”*

*-Miami Herald*

We measure **ROI** in terms of dramatic results in Math, as follows:

- 1) Achievement (% of Students Scoring At/or Above Grade Level),
- 2) Annual Learning Gains/Growth, and
- 3) Subgroup Achievement Gap Closure/Elimination/(Gap Reversal).

## ACALETICS® 4 Key Components – EDU-neering<sup>SM</sup>

### Professional Development

**The Special Venue:** In the CLASSROOM!!!!

with **REAL Students, Your Students!**

### Differentiated Consultation (DC)

One Size Does **Not** Fit All:

There are Different **Bright Spots** in every school to be **IDENTIFIED & LEVERAGED**.

### Standards-aligned Supplemental Materials

Our effective “**process**” is embedded in our materials!

We **SUPPORT** our Supplemental Materials/Support Tools with our customized Online Math Portal, ongoing onsite visits and **800#**. With our 800#, you will receive a call back from a Consultant **within 24 hours!**

### Parent & Student Engagement Services

Customized Online Math Portal

Math Club<sup>SM</sup> within Every Classroom – An **NFL** Environment

Well-received Parent Workshops: “Math Club<sup>SM</sup> for Parents”

Incentive Packages for Students